


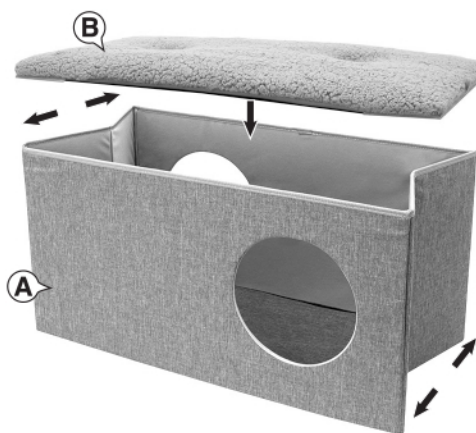
This Package Contains



**DO NOT RETURN THIS UNIT** Please make sure you have all parts prior to assembly.  
 All SportPet® products include a 6-month limited manufacturer's warranty for defective or missing parts.  
 If any parts are missing or damaged, Please email our friendly customer service center at info@sportpet.com


**Step 1**

Pull **Rectangular Base (A)** panels away from each other to create a rectangular base. Place **Platform (B)** inside **Rectangular Base (A)**.



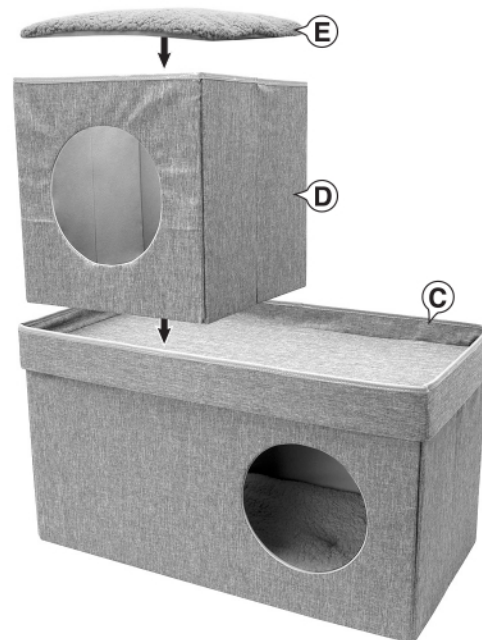
**Step 2**

Place **Rectangular Lid (C)** with textured fabric side facing up and solid gray fabric facing down (as shown below) on top of **Rectangular Base (A)**.




**Step 4**

Place **Cube (D)** into **Rectangular Lid (C)**. Place **Platform (E)** inside **Cube (D)**.




**Step 4**

Place **Cube Lid (F)** with textured fabric side facing up and solid gray fabric facing down (as shown below) on top of **Cube (D)**.



**Step 5**

Place **Cushion (G)** inside top of **Cube Lid (F)** and place **Cushion (G)** inside top of **Rectangular Lid (C)**.



**Platforms (B & E) & Cushions (G) Washing Instructions**



Remove boards from **Platform (B & E)** covers.



**Platform (B & E)** covers and **Cushions (G)** are machine washable and dryer safe

Machine Wash on COLD/COLD using GENTLE cycle. Machine Dry on LOW heat or AIR DRY

**!** Because every cat is different, it is important to monitor your cat's behavior with this product. If at any time your cat damages this item, or any portion of this item becomes damaged, remove the damaged portion or discontinue use of the product.