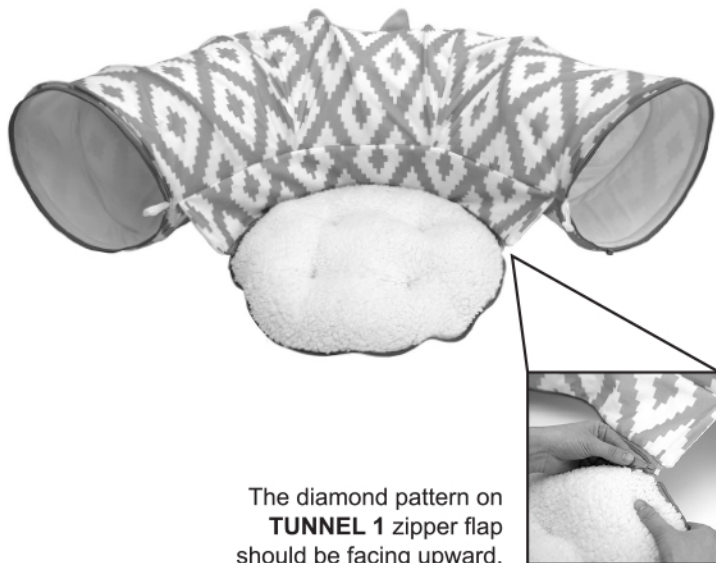


DO NOT RETURN THIS UNIT Please make sure you have all parts prior to assembly. All SportPet® products include a 6-month limited manufacturer's warranty for defective or missing parts. If any parts are missing or damaged, Please email our friendly customer service center at info@sportpet.net

Assemble in Minutes with No Tools Required

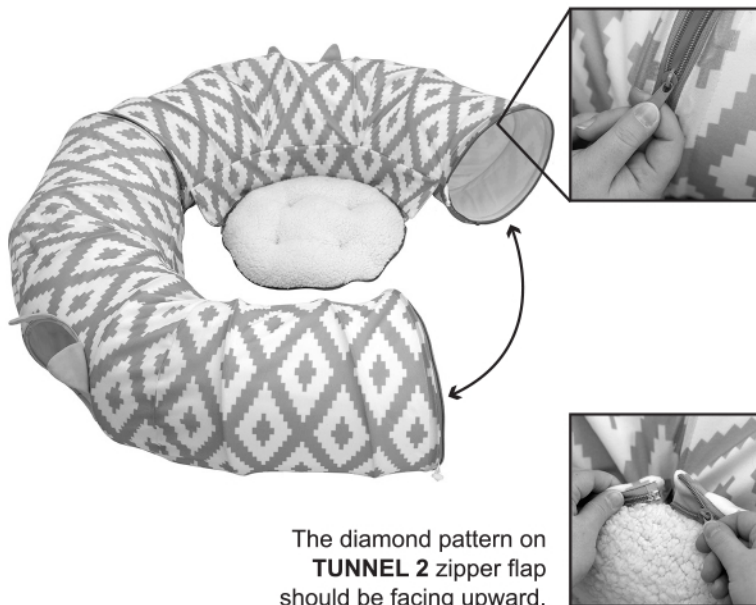
Step 1

Zipper **BED** onto zipper flaps of **TUNNEL 1**.



Step 2

Zipper both ends of **TUNNEL 1** and **TUNNEL 2** together. Zipper **BED** onto zipper flaps of **TUNNEL 2**. (see **STEP 1**.)



3 Fun Ways to Play



Sturdy Tunnel for Hiding and Running

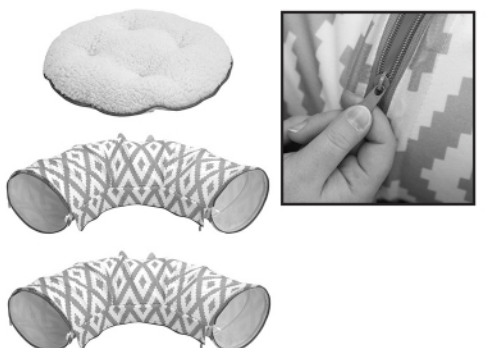


Cozy Bed for All-Day Sleeping




Dangling Toys for Playing

Folds Down Easily and Compactly for Traveling Pet Parents



Separate 3 pieces by unzipping parts



Collapse Tunnels Separately



Loop Plastic Button Through Opposite End of Tunnel



Because every cat is different, it is important to monitor your cat's behavior with this product. If at anytime your cat damages this item, or any portion of this item becomes damaged, remove the damaged portion or discontinue use of the product.